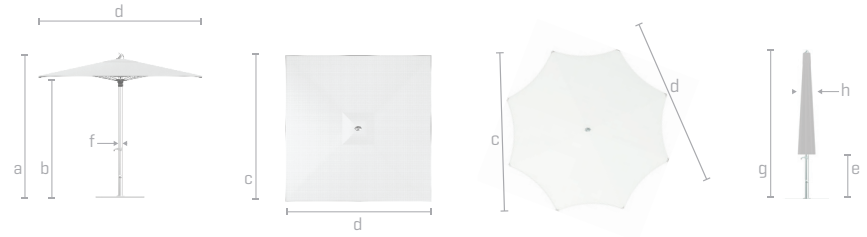
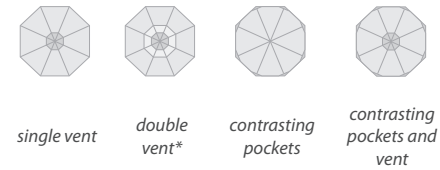


# ocean master MAX / classic

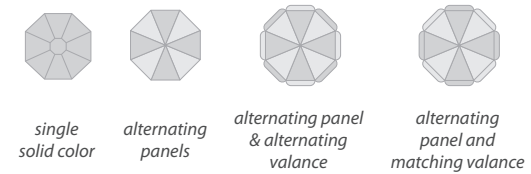


classic	sizes [ft/m]	most height (open, including finial) a (in/cm)	canopy height b (in/cm)	flat to flat (diameter) c (in/cm)	point to point (diameter) d (in/cm)	table clearance e (in/cm)	mast diameter f (in/cm)	total height (closed) g (in/cm)	folded canopy (diameter) h (in/cm)
square	8.0' / 2.45m	106 / 269	85 / 216	96 / 244	96 / 244	35 / 89	2.375 / 6.0	106 / 269	15 / 38
	10.0' / 3.0m	109 / 277	86 / 218	120 / 305	120 / 305	42 / 107	2.375 / 6.0	130 / 330	15 / 38
	12.0' / 3.65m	115 / 292	89 / 226	144 / 366	144 / 366	33 / 84	2.875 / 7.3	139 / 353	16 / 41
	14.0' / 4.25m	121 / 307	97 / 246	169 / 429	169 / 429	37 / 94	2.875 / 7.3	159 / 404	20 / 51
	16.0' / 4.9m	127 / 323	99 / 252	192 / 488	192 / 488	36 / 91	2.875 / 7.3	175 / 445	20 / 51
octagon	9.0' / 2.75m	102 / 259	84 / 213	101 / 257	109 / 277	41 / 104	2.375 / 6.0	102 / 259	16 / 41
	11.0' / 3.4m	108 / 274	85 / 216	124 / 315	134 / 340	37 / 94	2.375 / 6.0	108 / 274	16 / 41
	13.0' / 4.0m	105 / 267	83 / 211	142 / 361	154 / 391	46 / 117	2.875 / 7.3	132 / 335	16 / 41
	15.0' / 4.5m	112 / 285	87 / 221	167 / 424	181 / 460	45 / 114	2.875 / 7.3	139 / 353	22 / 56
	17.0' / 5.2m	118 / 300	90 / 229	189 / 480	204 / 518	45 / 114	2.875 / 7.3	151 / 384	24 / 61
rectangle	8.0' x 12.0' / 2.45m x 3.65m	105 / 267	89 / 226	96 / 244	145 / 368	35 / 89	2.375 / 6.0	125 / 317	15 / 38
	10.0' x 14.0' / 3m x 4.25m	115 / 292	88 / 224	121 / 307	172 / 437	42 / 107	2.875 / 7.3	150 / 381	20 / 51
	12.0' x 16.0' / 3.65m x 4.9m	124 / 315	101 / 257	143 / 363	194 / 493	42 / 107	2.875 / 7.3	166 / 422	17 / 43

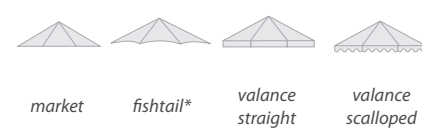
## vent and pocket options



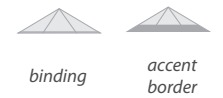
## panel options



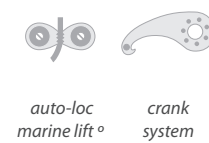
## profile options



## canopy options



## lifting system options



## finial option



## finish options

### standard



### powder coat



Dimension Tolerances  $\pm 2''$   
 Dimensions shown correspond to indicated lift system  
 Options are subject to change without notice  
 Some options are only available in certain sizes and shapes

\* double wind vent & fishtail profile only available on octagon shapes  
 ° auto-loc marine lift only available on select sizes  
 note: parasol may not close above table with auto-loc lift.