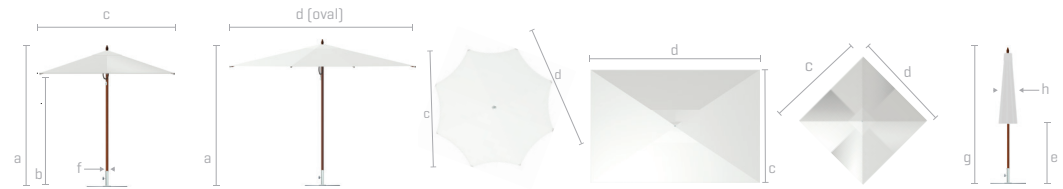







# plantation / classic



		mast height (open, including finial) a (in/cm)	canopy height b (in/cm)	flat to flat (diameter) c (in/cm)	point to point (diameter) d (in/cm)	table clearance e (in/cm)	mast diameter f (in/cm)	total height (closed) g (in/cm)	folded canopy (diameter) h (in/cm)
<b>classic</b>	sizes [ft/m]								
<b>square</b>	4.5' / 1.35m	89 / 227	72 / 183	52 / 133	52 / 133	46 / 117	1.5 / 3.8	89 / 227	11 / 27
	 5.5' / 1.65m	95 / 242	76 / 194	65 / 165	65 / 165	43 / 109	1.5 / 3.8	95 / 242	11 / 27
	6.5' / 2.0m	97 / 246	77 / 195	81 / 207	81 / 207	34 / 86	1.5 / 3.8	97 / 246	11 / 27
	7.5' / 2.25m	99 / 251	78 / 198	90 / 228	90 / 228	30 / 76	1.5 / 3.8	99 / 251	11 / 27
	8.5' / 2.6m	101 / 257	76 / 194	97 / 247	97 / 247	26 / 67	1.5 / 3.8	101 / 257	11 / 27
<b>square auto-scope</b>	10.0' / 3.0m	108 / 274	84 / 213	120 / 305	120 / 305	32 / 81	1.5 / 3.8	123 / 312	11 / 27
<b>octagon</b>	5.0' / 1.5m	89 / 227	72 / 184	52 / 133	58 / 147	54 / 137	1.5 / 3.8	89 / 227	11 / 27
	 6.0' / 1.8m	89 / 227	72 / 184	68 / 172	74 / 189	46 / 117	1.5 / 3.8	89 / 227	11 / 27
	7.5' / 2.25m	95 / 241	76 / 194	84 / 214	92 / 235	43 / 109	1.5 / 3.8	95 / 241	11 / 27
	9.0' / 2.75m	97 / 246	77 / 195	105 / 266	114 / 290	34 / 86	1.5 / 3.8	97 / 246	11 / 27
	10.5' / 3.2m	99 / 253	78 / 198	116 / 294	126 / 321	30 / 76	1.5 / 3.8	99 / 253	11 / 27
<b>octagon auto-scope</b>	11.5' / 3.6m	101 / 256	76 / 194	125 / 318	137 / 347	26 / 67	1.5 / 3.8	101 / 256	11 / 27
<b>hexagon</b>	13.0' / 4.0m	105 / 267	83 / 211	142 / 361	155 / 394	31 / 79	1.5 / 3.8	119 / 302	12 / 31
<b>hexagon</b>	5.5' / 1.65m	89 / 227	72 / 83	65 / 165	75 / 191	46 / 117	1.5 / 3.8	89 / 227	11 / 27
	 7.0' / 2.15m	95 / 242	76 / 194	79 / 201	91 / 231	43 / 109	1.5 / 3.8	95 / 242	11 / 27
	8.5' / 2.6m	97 / 246	77 / 195	99 / 254	115 / 292	34 / 86	1.5 / 3.8	97 / 246	11 / 27
	10.0' / 3.0m	99 / 251	78 / 198	109 / 277	126 / 320	30 / 76	1.5 / 3.8	99 / 251	11 / 27
	11.0' / 3.4m	101 / 257	76 / 194	118 / 300	137 / 348	26 / 67	1.5 / 3.8	101 / 257	11 / 27
<b>oval</b>	9.0' x 11.0' / 2.75m x 3.4m	101 / 257	81 / 206	106 / 269	129 / 328	28 / 71	1.5 / 3.8	101 / 257	12 / 30
<b>rectangle</b>	5.0' x 8.0' / 1.5m x 2.45m	101 / 257	81 / 206	60 / 152	96 / 244	38 / 97	1.5 / 3.8	101 / 257	9 / 23
 6.0' x 9.0' / 1.8m x 2.75m	101 / 257	75 / 191	74 / 188	114 / 290	27 / 69	1.5 / 3.8	101 / 257	10 / 25	
<b>rectangle auto-scope</b>	8.0' x 12.0' / 2.45m x 3.65m	105 / 267	86 / 218	95 / 241	143 / 363	31 / 79	1.5 / 3.8	120 / 305	11 / 28

## finish options

### aluma-TEAK



natural

java

weathered

Dimension Tolerances +2"  
Dimensions shown correspond to indicated lift system  
Options are subject to change without notice  
Some options are only available in certain sizes and shapes

## vent and pocket options



no vent

single vent

double  
vent\*

contrasting  
pockets

contrasting  
pockets and vent

## panel options



single  
solid color

alternating  
panels

alternating panel  
& alternating  
valance

alternating  
panel and  
matching valance

## profile options



market

fishtail\*

valance  
straight

valance  
scalloped

## canopy options



binding

accent  
border

## lifting system options



manual  
with pin†



auto-loc  
marine lift

## finial



venice  
aluminum

\* Double wind vent & fishtail profile only available on octagon shapes  
† Manual with pin not recommended on parasols over 9' (2.75m)