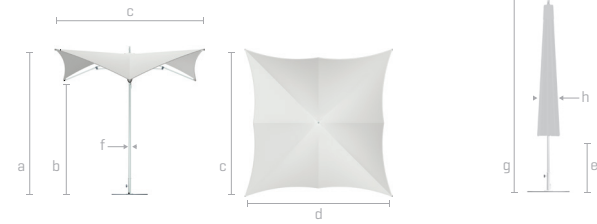


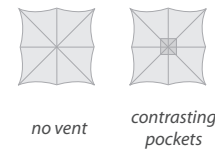
plantation / manta



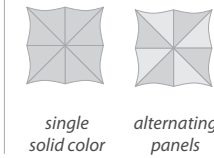
	sizes [ft/m]	mast height (open, including finial) a (in/cm)	canopy height b (in/cm)	flat to flat (diameter) c (in/cm)	point to point (diameter) d (in/cm)	table clearance e (in/cm)	mast diameter f (in/cm)	total height (closed) g (in/cm)	folded canopy (diameter) h (in/cm)
manta									
square	8.5' / 2.6m	101 / 257	78 / 198	101 / 257	101 / 257	28 / 71	1.5 / 3.8	101 / 257	11 / 28
manta square auto-scope	9.5' / 2.9m	101 / 257	82 / 208	112 / 284	112 / 284	31 / 79	1.5 / 3.8	116 / 295	11 / 28



vent and pocket options



panel options



lifting system



profile



canopy options



finial



finish options

aluma-TEAK



natural

java

weathered

Dimension Tolerances +2"
Dimensions shown correspond to indicated lift system
Options are subject to change without notice
Some options are only available in certain sizes and shapes