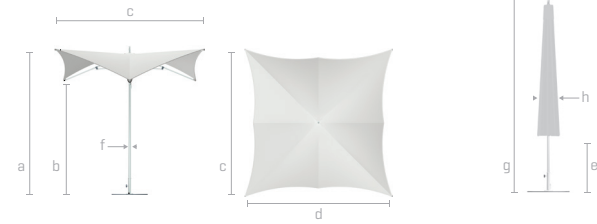


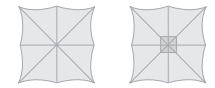
# plantation / manta



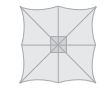
	sizes [ft/m]	mast height (open, including finial) a (in/cm)	canopy height b (in/cm)	flat to flat (diameter) c (in/cm)	point to point (diameter) d (in/cm)	table clearance e (in/cm)	mast diameter f (in/cm)	total height (closed) g (in/cm)	folded canopy (diameter) h (in/cm)
<b>manta</b>									
<b>square</b>	8.5' / 2.6m	101 / 257	78 / 198	101 / 257	101 / 257	28 / 71	1.5 / 3.8	101 / 257	11 / 28
<b>manta square auto-scope</b>	9.5' / 2.9m	101 / 257	82 / 208	112 / 284	112 / 284	31 / 79	1.5 / 3.8	116 / 295	11 / 28



## vent and pocket options

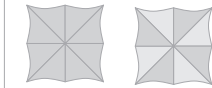


no vent



contrasting  
pockets

## panel options



single  
solid color



alternating  
panels

## lifting system



auto-loc  
marine lift

## profile



fishtail

## canopy options



binding


## finial



triton  
aluminum

## finish options

### aluma-TEAK



natural

java

weathered

Dimension Tolerances +2"  
Dimensions shown correspond to indicated lift system  
Options are subject to change without notice  
Some options are only available in certain sizes and shapes