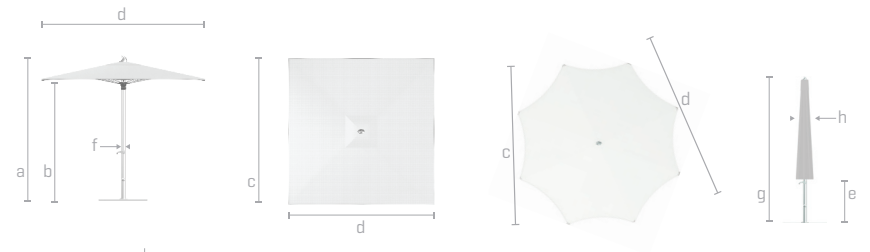





plantation MAX / classic



		most height (open, including finial)	canopy height	flat to flat (diameter)	point to point (diameter)	table clearance	mast diameter	total height (closed)	folded canopy (diameter)
	sizes (ft/m)	a (in/cm)	b (in/cm)	c (in/cm)	d (in/cm)	e (in/cm)	f (in/cm)	g (in/cm)	h (in/cm)
classic square 	*8.0' / 2.45m	106 / 269	85 / 216	96 / 244	96 / 244	35 / 89	2.375 / 6.0	106 / 269	15 / 38
	*10.0' / 3.0m	109 / 277	86 / 218	120 / 305	120 / 305	42 / 107	2.375 / 6.0	130 / 330	15 / 38
	12.0' / 3.65m	115 / 292	89 / 226	144 / 366	144 / 366	33 / 84	2.875 / 7.3	139 / 353	16 / 41
	14.0' / 4.25m	121 / 307	97 / 246	169 / 429	169 / 429	37 / 94	2.875 / 7.3	159 / 404	20 / 51
	16.0' / 4.9m	127 / 323	99 / 252	192 / 488	192 / 488	36 / 91	2.875 / 7.3	175 / 445	20 / 51
classic octagon 	*9.0' / 2.75m	102 / 259	84 / 213	101 / 257	109 / 277	41 / 104	2.375 / 6.0	102 / 259	16 / 41
	*11.0' / 3.4m	108 / 274	85 / 216	124 / 315	134 / 340	37 / 94	2.375 / 6.0	108 / 274	16 / 41
	13.0' / 4.0m	105 / 267	83 / 211	142 / 361	154 / 391	46 / 117	2.875 / 7.3	132 / 335	16 / 41
	15.0' / 4.5m	112 / 285	87 / 221	167 / 424	181 / 460	45 / 114	2.875 / 7.3	139 / 353	22 / 56
	17.0' / 5.2m	118 / 300	90 / 229	189 / 480	204 / 518	45 / 114	2.875 / 7.3	151 / 384	22 / 56
classic rectangle 	8.0' x 12.0' / 2.45m x 3.65m	105 / 267	89 / 226	96 / 244	145 / 368	35 / 89	2.375 / 6.0	125 / 317	15 / 38
	10.0' x 14.0' / 3.0m x 4.25m	115 / 292	88 / 224	121 / 307	172 / 437	42 / 107	2.875 / 7.3	150 / 381	20 / 51
	12.0' x 16.0' / 3.65m x 4.9m	124 / 315	101 / 257	143 / 363	194 / 493	42 / 107	2.875 / 7.3	165 / 419	20 / 51

vent and pocket options



single vent



double vent*



contrasting pockets



contrasting pockets and vent

finial



MAX acorn aluminum

profile options



market



fishtail*



valance straight



valance scalloped

canopy options



binding



accent border

panel options



single solid color



alternating panels



alternating panel & alternating valance



alternating panel and matching valance

lifting system options



auto-loc marine lift °



telescoping mast



crank system

finish options

aluma-TEAK



natural



java



weathered

Dimension Tolerances $\pm 2''$
Dimensions shown correspond to indicated lift system
Options are subject to change without notice
Some options are only available in certain sizes and shapes

° Auto-loc pulley lift system available on select sizes
note: parasol may not close above table with auto-loc lift.