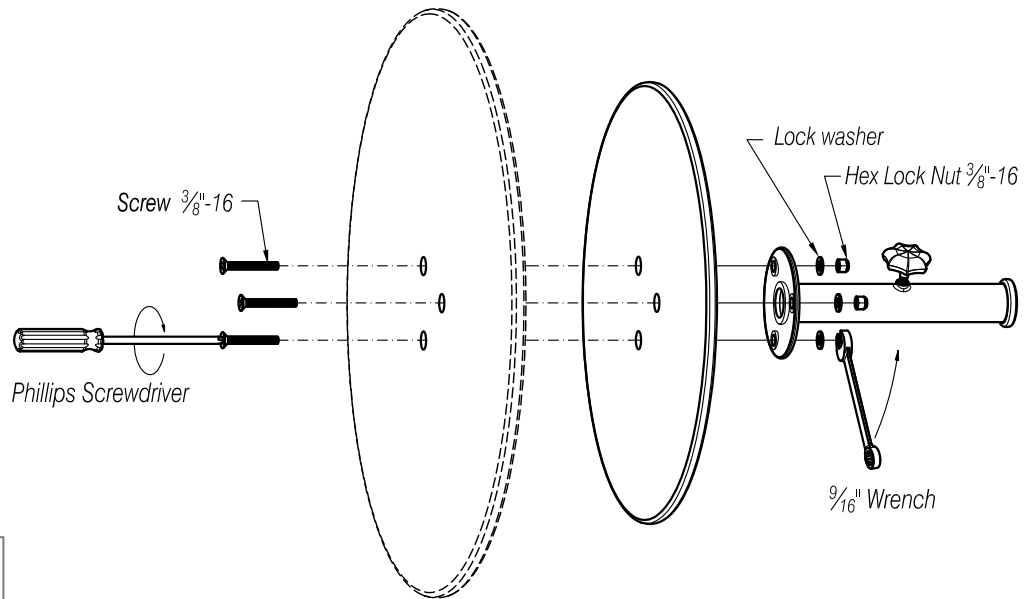


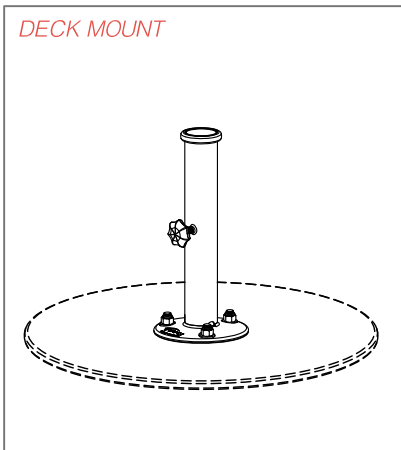
ASSEMBLY INSTRUCTIONS

*GALVANIZED STEEL (GVS) BASE WITH SECURITY SLEEVE
(Single and double stack - combo)*

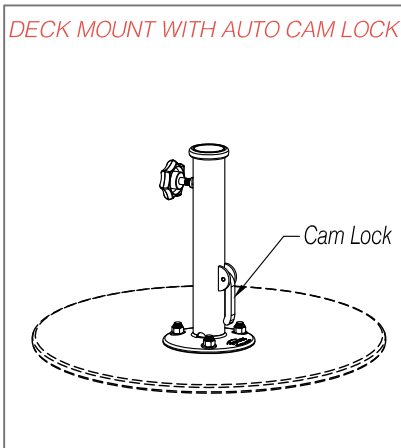
- 1 Insert 3 screws $\frac{3}{8}$ "-16 to GALVANIZED BASE(s) from bottom base. Then install SECURITY SLEEVE to top GALVANIZED BASE. Insert 3 lock washers, then tighten securely all 3 hexagon lock nuts to 3 screws with phillips screwdriver and $\frac{9}{16}$ " wrench.



GALVANIZED BASE(S) ROUND ANCHOR

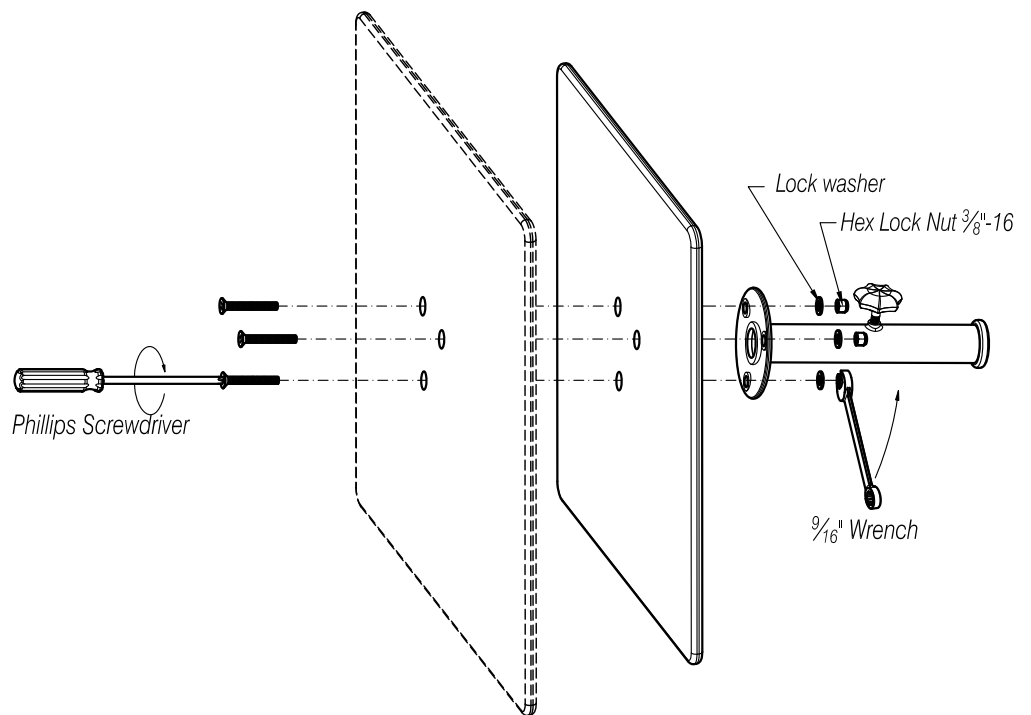


DECK MOUNT



DECK MOUNT WITH AUTO CAM LOCK

Cam Lock



GALVANIZED BASE(S) SQUARE ANCHOR

global headquarters

2900 NW 35th Street
Miami, FL 33142 USA
Version date: 04/01/2013 - REV: C

t 305.634.5116
f 305.634.5119

info@tuuci.com
www.tuuci.com

